



IP66 RoHS IK08

Colour temperature



Warm white > 3.000 K

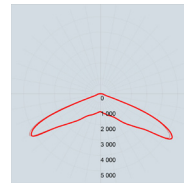


Neutral white > 4.000 K

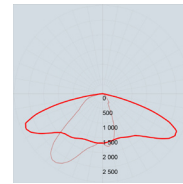


Cool white > 5000 K

Light distributions

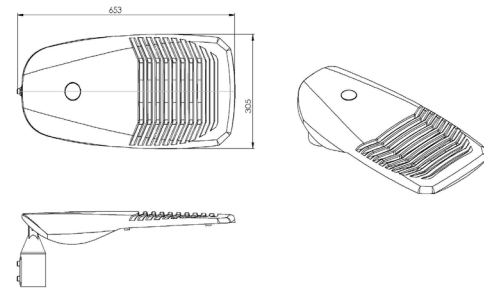


Symmetrical




Asymmetric

Dimension



Models



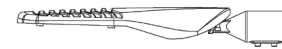
Single



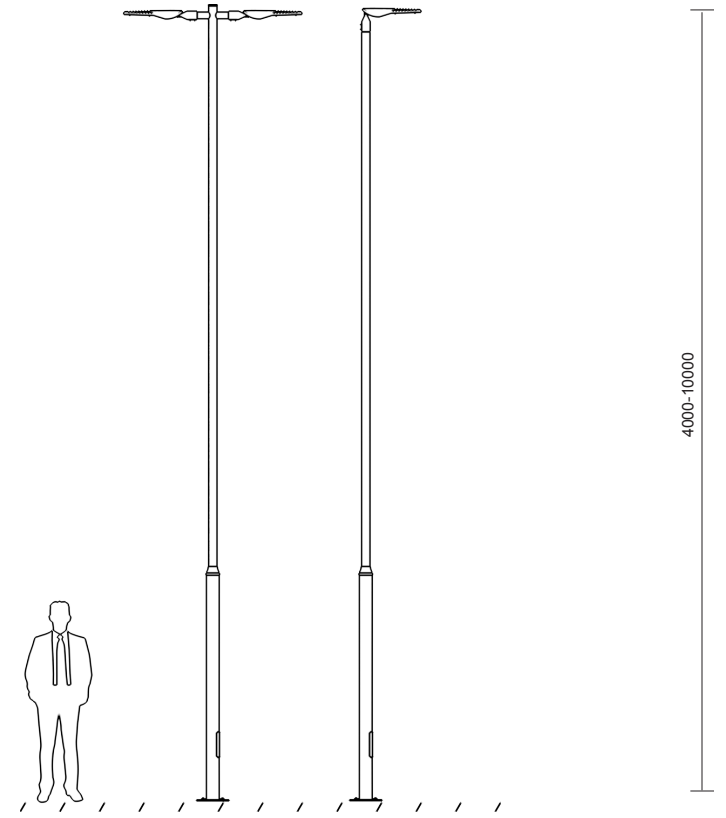

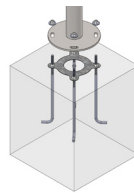
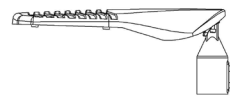
Double



Fixed side-entry



Fixed 90° pole-top



LED	Lumen	AC/DC	Pole Height	Pole Top	Mt	LUX
150 W	19500	√	9000-12000	60	33-35	10-15
180 W	27000	√	9000-14000	60	35-40	10-15
200 W	30500	√	1200-16000	60	40-45	10-15
250 W	37500	√	14000-20000	60	45-60	10-15